



# Why Choose Regency?

An exceptional fire, custom elegance and controllable heat are just a few reasons to make a Regency fire part of your family.

In 1979, I founded Regency Fireplace Products with a mission to produce the finest fireplace products available anywhere. As a result, Regency has been honoured with awards for exceptional aesthetics and performance and is known as the premium brand around the world. We have been dedicated to providing Australia & New Zealand with Regency fires for over 20 years: committed to creating products that promote comfort and peace of mind.

I am so confident in the quality workmanship, the finest materials and durable heavy-duty construction invested in each and every product, that I offer a Limited Lifetime Warranty. Invite the comfort, efficiency and style of a Regency gas or wood fire into your home and enjoy quality time for a lifetime - I guarantee it.



Robert Little  
**FOUNDER & CEO**





iG34 shown with contemporary fascia and mandatory dress guard.

## Why Choose A Gas Inbuilt?

A Regency Gas Inbuilt is a specially engineered, sealed gas fire that slips into your existing masonry fireplace to create a high efficiency heating system with a stunning fire. The sealed firebox means that you will keep all of the heat generated by your Regency inside your home. Even when your gas inbuilt is turned off, you will not lose heat up your chimney.

# GFi350L | Greenfire™ Gas Inbuilt

Transform your old fireplace or blank wall into a modern efficient gas log fire. Regency GFi350L combines modern styling with the efficiency of a realistic gas log fire. Like all Regency gas inbuilts, the Greenfire GFi350L will fit into most existing chimneys using a simple flexible flue installation or as a zero clearance unit into a timber framed wall.

## STANDARD FEATURES


- Available in Natural gas
- Enhanced driftwood log set & embers
- Ceramic Glass
- Flame Adjustment
- Powerful 3 speed fan
- RF remote control – with timer & thermostat function
- Electronic ignition
- 6.1 kW – 30MJ NG
- 5.7 kW – 27MJ LPG
- 4.2 kW – 21 MJ ULPG

## OPTIONS

- LPG & ULPG conversion kits
- Fascia & black inner trim with mesh guard
- Fascia & black inner trim with glass guard
- Stainless steel inner trim (suits fascia with glass guard option only)
- Black enamel inner reflective panels
- Zero clearance kit to create your own fireplace
- Quick Install kit for ease of installation



FireGenie® RF remote control



\*when installed with a short vertical flue kit on NG





GF1350L shown with black inner trim & mesh guard.



GF1350L shown with black inner trim & glass guard.

# iG34 | Gas Inbuilt

The iG34 gas log inbuilt is modern and contemporary styled heater that will fit into most existing fireplaces creating the ambience of a wood fire along with the efficiency and convenience of a realistic gas log fire.


## STANDARD FEATURES

- Direct vent room sealed technology
- Natural gas
- Enhanced log set and embers
- Ceramic glass
- Flame adjustment
- Electronic ignition
- 2-speed fan
- 6.19 kW – 32 MJ NG / 31 MJ LPG / 26 MJ ULPG

## OPTIONS

- Contemporary fascia and dress guard
- Stainless steel inner reflective panels
- Black plinth kit\*
- LPG & ULPG conversion kits

*\*Only available while stock lasts*



*\*when installed with a short vertical flue kit on NG*





iG34 shown with contemporary fascia and mandatory dress guard.



iG34 shown with contemporary fascia and mandatory dress guard.



F38/FG38/FG39 shown with optional brushed nickel louvres (shown without mandatory dress guard).

## F38/FG38/FG39 | Gas Freestanding

These Regency gas log fires feature the finest, most realistic flame picture available. Enjoy the exceptional view through the wide one piece glass door designed to showcase the glowing flames and embers. Choose manual or electronic ignition and one of two flue options to ensure the right Regency for you.

### STANDARD FEATURES

- Natural gas
- Enhanced log set and embers
- Ceramic glass
- Dress guard
- Flame adjustment
- Black louvres
- 3-speed fan (FG38/FG39)
- 2-speed fan (F38)
- F38 7.7 kW – 34 MJ NG / 6.4 kW – 31 MJ LPG
- FG38 8.1 kW – 34 MJ NG / 31 MJ LPG
- FG39 8.4 kW – 40 MJ NG / 7.9 kW – 38 MJ LPG - Direct vent

### OPTIONS

- Brushed nickel louvres
- Advanced RF remote control (F38 only)
- FireGenie® remote control (FG38/FG39)
- LPG Conversion Kit





F33 shown with optional nickel accent door and nickel legs (shown without mandatory dress guard).

## F33 | Gas Freestanding

Come home to a Classic gas log fire and view the full, robust fire through an authentic glass door. Customise this classic steel design with black or brushed nickel accessories.

### STANDARD FEATURES

- Enhanced log set and embers
- Ceramic glass
- Dress guard
- Flame adjustment
- Airmate
- Nickel hinge caps and handle
- 2-speed fan
- 6.10 kW – 33 MJ NG/LPG

### OPTIONS

- NG or LPG models available
- Cast iron door in black or nickel trim
- Cast iron legs in black or brushed nickel
- Advanced RF remote control



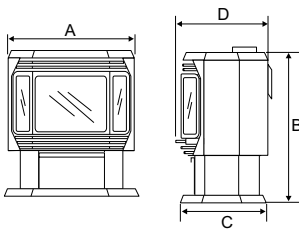
F33 shown with optional black accent door and black legs

# Specifications (mm)

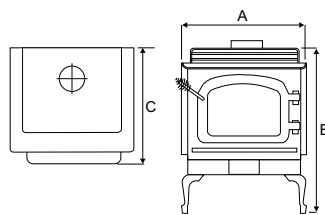
Models	Ignition System	FireGenie Remote	Advanced Remote	B-Vent Flue	Direct Vent Flue	Zero Clearance
GFi350L	electronic	✓	-	✓	-	★
iG34	electronic	-	-	-	✓	-
F33	manual	-	★	✓	-	-
F38	manual	-	★	✓	-	-
FG38	electronic	★	-	✓	-	-
FG39	electronic	★	-	-	✓	-

- Not available  
 ✓ Standard  
 ★ Optional

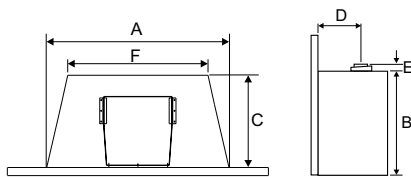
F38/FG38/FG39



F33



GFi350L AND iG34



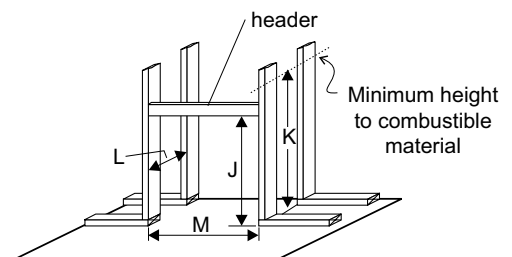
Dimensions	A	B	C	D	E	F
GFi350L	683	584	362	289	23	683
iG34	664	559	350	278	44	564
F33	610	754	559	-	-	-
F38/FG38	660	762	432	448	-	-
FG39	660	762	432	448	-	-

Faceplate Dimensions	Width	Height	Depth
iG34 Contemporary fascia	1004	680	65
iG34 Slim line fascia	981	671	25
GFi350L	908	682	28

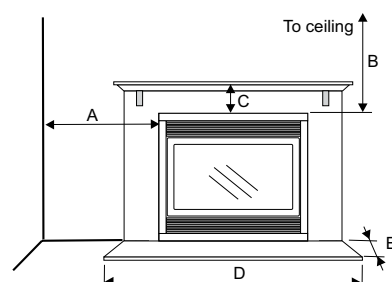
Minimum Fireplace Opening	Width (front)	Width (rear)	Height	Depth
GFi350L	688	688	590	367
iG34	680	600	586	353

Note: Please refer to manual for i31 zero clearance fascia.  
 Cast fascia & slim line fascia are for full masonry installation only.

Mock fireplace construction Framing - zero clearance	J	K	L	M
GFi350L	650	650	420	800



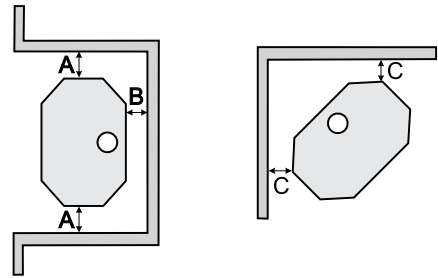
Mantel clearances	A	B	C* (MIN.)	D	E
GFi350L	464	860	330	N/A	N/A
iG34	255	1205	330	N/A	N/A



\*For other mantel clearances please check your product manual.  
 A,B,C area measured from the side trim of the unit.

Clearances to Combustibles	A	B*	C
F33	250	150	38
F38/FG38	190	155	50
FG39	190	150	50

\*Rear wall clearance is a temperature issue and necessary for drafting purposes. Do not reduce clearance under any circumstances.



## ACCESSORIES

### ADVANCED RADIO FREQUENCY REMOTE CONTROL

Programmable up to 7 days a week. Can be operated from another room, automatically modulating the temperature of your Gas Fire, increasing efficiency and reducing running costs. Also allows you to set and maintain a desired temperature, as well as adjust the flame height and fan speed.

### FIREGENIE® RADIO FREQUENCY REMOTE CONTROL

Programmable up to 7 days, including two time zones per day. Allows you to set and maintain a desired temperature, as well as adjust the flame height and fan speed.

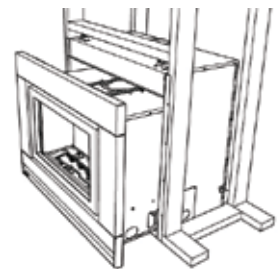
## DIRECT VENT TECHNOLOGY



Direct vent technology means that you can install a Regency stove almost anywhere in your home - no chimney needed. From the top or rear of the unit, simply vent your stove through an exterior wall. Direct vent means that you have sealed combustion - outside air is brought in through the vent for combustion and the combusted air is sent back out - your indoor air is not affected.

### ZERO CLEARANCE KIT (for GF350L only)

By using a zero clearance kit and installing into a timber framed enclosure, you can turn any blank wall into a modern efficient gas log fire.



### ASTROCAP™ (for direct vent horizontal termination only)

The patented AstroCap will finish off the flue system on the outside of your home making it far more attractive than traditional flue systems. The AstroCap can even be painted to match your home.

## ENJOY YOUR REGENCY — FOR LIFE

You'll be happy with your Regency for years to come, our Limited Lifetime Warranty guarantees it. Not only have we invested in quality workmanship, the finest materials and durable heavy-duty construction but we have carefully selected a dealer network that is committed to your satisfaction. All Regency gas fires pass stringent Australian testing standards. We know that you will be as proud of your Regency as we are. Refer to owner's manual for details.



Note: All product specifications are subject to change without notice. Before installing refer to the relevant product manual for full and up to date information. Stainless steel inner panels will naturally change tone over time. Heating capabilities of units are affected by: drafts under doorways or through flooring, large glass areas not covered by heavy drapes, ceiling heights greater than 2.4m or cathedral type ceilings, poor or no insulation and geographical locations.



for your nearest dealer visit:  
**regency-fire.com.au**  
or call 1 800 081 978



**Fireplace Products Australia Pty Ltd.**  
1 Conquest Way,  
Hallam VIC 3803  
Australia  
**Phone:** 1 800 081 978  
**Fax:** 03 9799 7822  
**Email:** sales@regency-fire.com.au

**Distributor WA**  
**Air Group Australia**  
28 Division St.  
Welshpool WA 6106  
Australia  
**Phone:** 08 9350 2200

**Distributor NZ**  
**Aber Holdings Ltd**  
17 Mainstreet Place,  
PO Box 10095, Te Rapa  
Hamilton 3241  
New Zealand  
**Phone:** 64 7849 7585

**Disclaimer:** Appearance of flames varies with installation and fuel type.

©2019 FPI Fireplace Products International Ltd. Regency®, Greenfire®, Astrocapp® and Panorama™ are the registered and/or proprietary trademarks of FPI Fireplace Products International Ltd. All rights reserved. (03/19)  
Part no. 944-283

*your Regency dealer*